

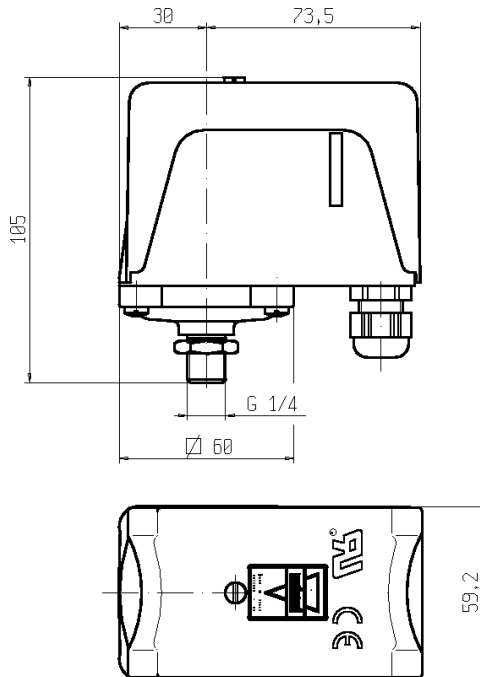


THREE POLE - PRESSURE SWITCH

Series **P302-8** - UL Approved

P302-8

ISO 9001



FEATURES - This switch is designed so to open a three-pole electric circuit when the pressure in the system rises and to close it when the pressure decreases. Designed for electric boilers of coffee machines as main application. U L approved (USA) as per file E118977 (M).

DEFINITION AS PER EN 60730-1 §2.7.4. - The P302-8 is a control device in class 1, in which the protection against the electric discharges is guaranteed by both the main insulation and the connection of the conductive parts to a protection conductor (grounding) that is part of the built-in wiring. In this way in case of failure any accessible conductive part cannot become active.

CONSTRUCTION - Al-Zn alloy zinc plated steel housing fitted with grounding and two PG9 wire bushings as per UL standards, cover in glass fibre reinforced PBT (Polybutylene-terephthalate). A diaphragm in PTFE (polytetrafluoroethylene) backed by a diaphragm in FPM (fluoro carbon elastomer) is the sensing element wetted by the medium: it can withstand overpressures up to 2.1 bar. Snap action switch is vibration resistant type. Silver contacts with double break for each phase. Diaphragm housing in forged brass with pressure intake for bi-conical connection.

MAIN INSULATION AS PER EN 60730-1 §2.7.10 - The main insulation is the insulation of the alive parts needed to guarantee the main protection against electric discharges; in this device the junction box is the main insulation and made in self-extinguishing melamine-phenolic resin. UL approval, VO grade, UL 94 standard.

PROTECTION DEGREE - IP 30

CALIBRATION - The pressure switch can be adjusted at any closing pressure P1 within the pressure range: the opening pressure is consequently $P1 + \Delta p$. The P1 setting is made by the screw "V" as shown in the section overleaf: each turn of the screw is about 10% of the pressure range. The Δp value is pre-fixed and understood as the differential of the pressure switch.

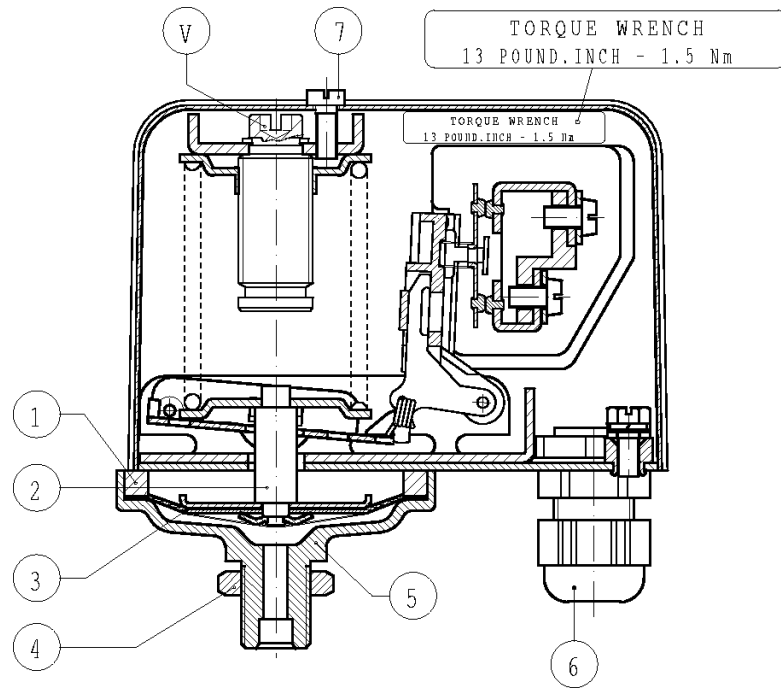
PORT SIZE ISO 228	ADJUSTABLE PRESSURE RANGE (bar)	PRE-FIXED DIFFERENTIAL PRESSURE Δp (bar)	MAX MEDIUM TEMP. (°C)	SERIES AND TYPE	MAX BREAKING CAPACITY (contacts)	NOTES	WEIGHT (kg)
Male thread G 1/4 for pipe $\varnothing 4 \times 6$ mm	0,5 ÷ 1,4	0,15 +0,06 -0	140	P302-8	240V AC – 20A	Applications in conformity with UL standard	0,780
					220V c.a. 7Kw (30A) 400V c.a. 12Kw (30A)	Applications outside UL standard	

NOTES - For connection to junction box the use of eyelet or fork thimble is suggested.

0012/0106

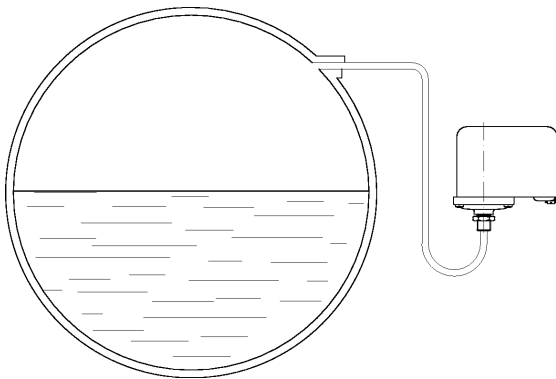
SPARE PARTS

Series P302-8



Kit description	Kit P.N.	Consisting of:
Diaphragm kit	G2649502	Ring pos. 1 Diaphragm group pos. 2 PTFE diaphragm pos. 3
Accessories kit	G2687901	Nut pos. 4 Wire bushing (n° 2) pos. 6 Screw pos. 7
Housing with pressure intake	2620601	Housing with pressure intake pos. 5

SCHEME FOR THE CONNECTION TO THE BOILER



The pressure switch can be mounted in any position, but the mounting with vertical axis and pressure intake as per scheme is suggested. This to avoid that the boiler deposits obstruct the pressure pipe.

The regular cleaning of components with a suitable lubrication of mechanical parts can guarantee optimum performances and functioning in the lifetime.

NB – LA VALIDITE DES DONNEES INDIQUEES SE REFERE A LA DATE D'EMISSION. EVENTUELLES MISES A JOUR DISPONIBLES SUR DEMANDE